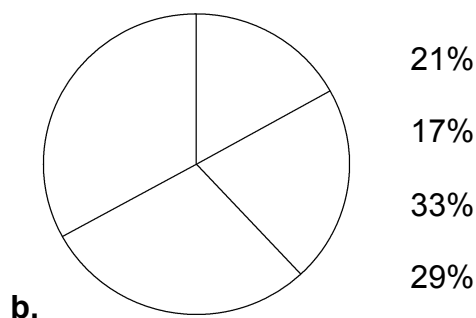
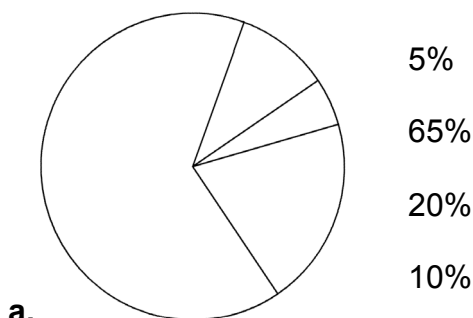


Circle Graphs and Percents

1. Write the percentages into the right circle sectors.



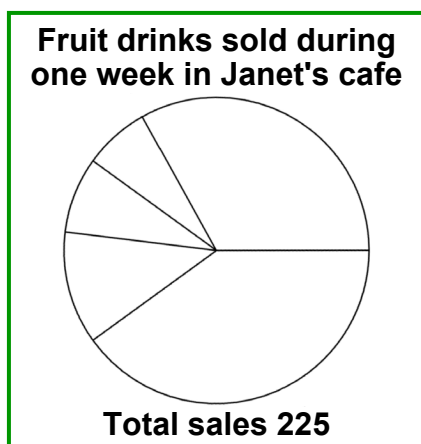
2. Find 5%, 10% and 20% using mental math.

Number	40	54	640	128	8.4	12.6	1,200	6,420
5%								
10%								
20%								

3. Discount time is always fun!

a. shirt \$15, discount 10% Discounted price: \$_____	b. jeans \$22, discount 10% Discounted price: \$_____	c. \$47 suitcase, discount 20% Discounted price: \$_____
d. fan \$89, discount 15% Discounted price: \$_____	e. lamp \$18, discount 30% Discounted price: \$_____	f. \$125 keyboard, discount 25% Discounted price: \$_____

4. Match the percentages with the right circle sectors. Find how many of each drink was sold.



	Percentage	Drinks sold
Apple juice	33%	
Orange juice	40%	
Mango juice	12%	
Pear juice	8%	
Guava juice	___%	