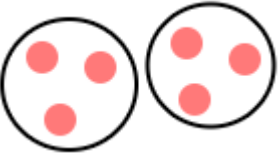


Many Times the Same Group

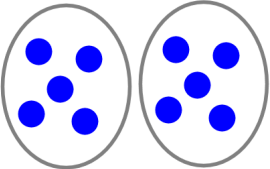
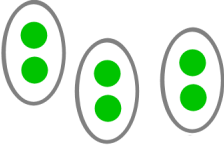

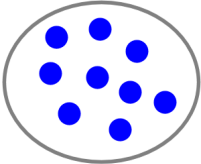
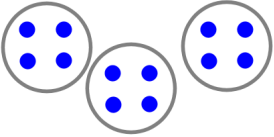

1. Write.

a. 2 times the word “CAT”	b. 3 times the word “ME”	c. 5 times the word “YOU”
d. 0 times the word “FROG”	e. 4 times the word “SCHOOL”	f. 1 time the word “HERE”

2. Draw groups of balls.

		
a. 2 times a group of 3 balls	b. 3 times a group of 5 balls	c. 1 time a group of 7 balls
d. 4 times a group of 1 ball	e. 0 times a group of 2 balls	f. 3 times a group of 3 balls
g. 0 times a group of 8 balls	h. 4 times a group of 0 balls	i. 5 times a group of 2 balls

3. Fill in the missing parts.

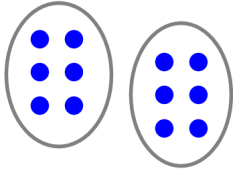
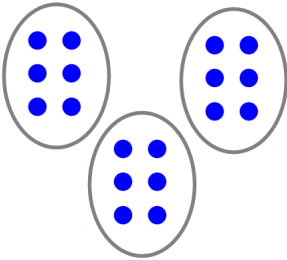



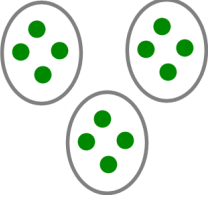
 <p>a. <u>2</u> times <u>5</u></p>	 <p>b. _____ times _____</p>	 <p>c. _____ times _____</p>
 <p>d. _____ times _____</p>	 <p>e. _____ times _____</p>	 <p>f. _____ times _____</p>

<p style="text-align: center;">5×3</p> <p>This means “5 times a group of 3.”</p> <p>It is called multiplication.</p>	<p style="text-align: center;">2×7</p> <p>This means “2 times a group of 7.”</p> <p>You <i>multiply</i> 2 times 7.</p>
---	--

4. Now it’s your turn to draw! Notice also the symbol \times which is read “times.”

<p>a. 2 times 4 2×4</p>	<p>b. 3 times 6 3×6</p>	<p>c. 1 times 7 1×7</p>
<p>d. 6 times 1 6×1</p>	<p>e. 4 times 0 4×0</p>	<p>f. 2 times 2 2×2</p>

5. Write the multiplication sentence. Write the total after the “ = ” sign.

 <p>a. $2 \times 6 = 12$</p>	 <p>b. $___ \times ___ = ___$</p>	 <p>c. $___ \times ___ = ___$</p>
 <p>d. $___ \times ___ = ___$</p>	 <p>e. $___ \times ___ = ___$</p>	 <p>f. $___ \times ___ = ___$</p>

6. Draw groups. Write the total.

<p>a. $8 \times 1 = ___$</p>	<p>b. $1 \times 10 = ___$</p>	<p>c. $2 \times 2 = ___$</p>
<p>d. $5 \times 2 = ___$</p>	<p>e. $2 \times 8 = ___$</p>	<p>f. $3 \times 3 = ___$</p>