



Whole and Half Hours

In this lesson, the clock only has one hand - the HOUR hand.



The hour hand points to four - it is four o'clock, or "four hours".

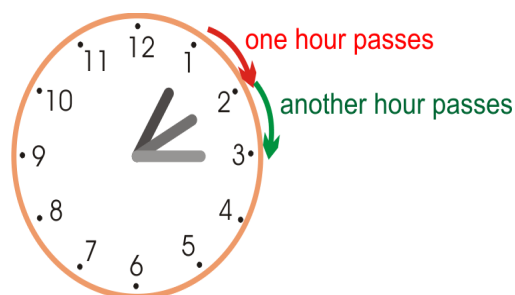


The hour hand points to eleven - it is eleven o'clock, or "eleven hours".

The hour hand slowly moves around the clock face: from 1 to 2 to 3, and so on.

When the hour hand moves from 1 to 2, exactly one hour of time has passed.

The same is true when the hour hand moves from 2 to 3. It takes the hour-hand one hour to do that.




On this clock, the hour hand has first pointed to 5 - it was five o'clock.

Then it has moved **halfway** between 5 and 6. We say it is **half past five**.




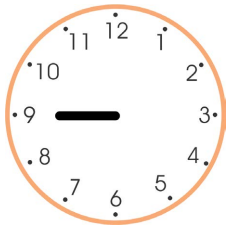
It takes the hour hand one-half hour to move from five to halfway between five and six.

The hour hand has moved past eight o'clock, and is halfway between 8 and 9. We say it is half past eight.

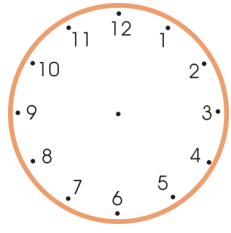
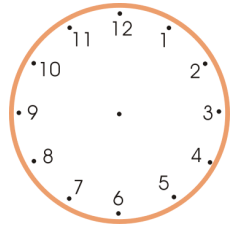
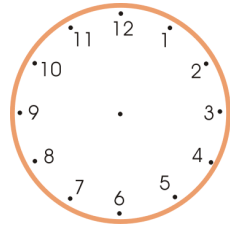
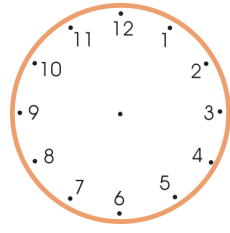
In half an hour, it will be nine o'clock.




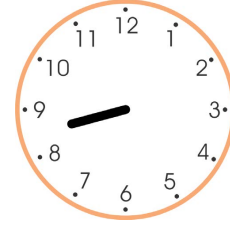


1. Write the time under each clock face.

 <p>a. _____ o'clock</p>	 <p>b. _____ o'clock</p>	 <p>c. _____ o'clock</p>	 <p>d. _____ o'clock</p>
---	---	--	---

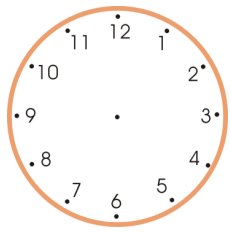
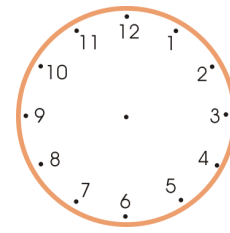
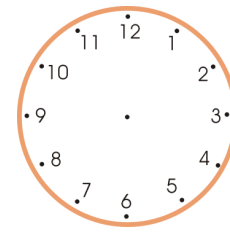
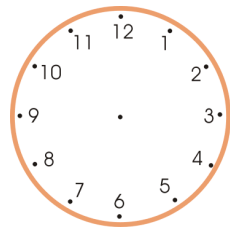
2. Draw the hour hand.

 <p>a. five o'clock</p>	 <p>b. eight o'clock</p>	 <p>c. twelve o'clock</p>	 <p>d. seven o'clock</p>
--	---	---	---




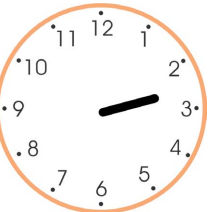




3. Write the time.

 <p>a. half past _____</p>	 <p>b. half past _____</p>	 <p>c. half past _____</p>	 <p>d. half past _____</p>
---	---	--	---

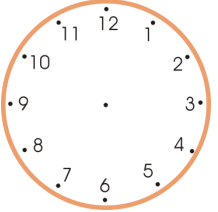
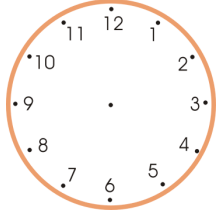
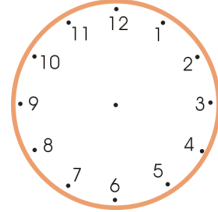
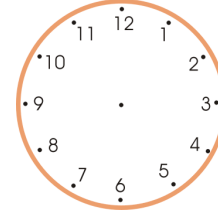
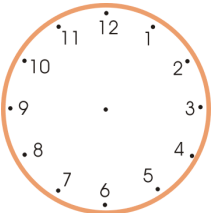
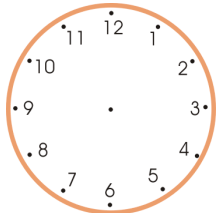
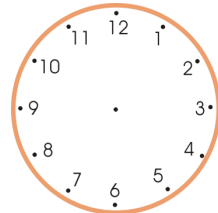
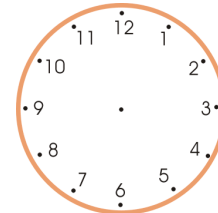
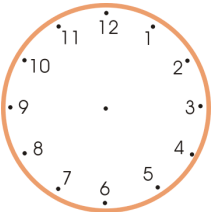
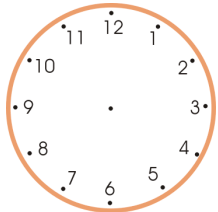
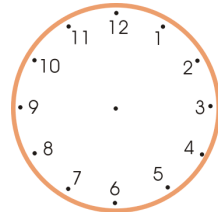
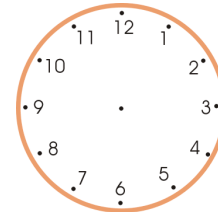
4. Draw the hour hand.

 <p>a. half past six</p>	 <p>b. half past three</p>	 <p>c. half past two</p>	 <p>d. half past four</p>
---	---	--	--

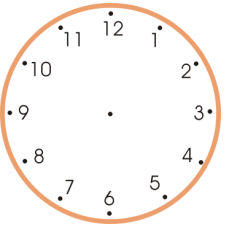
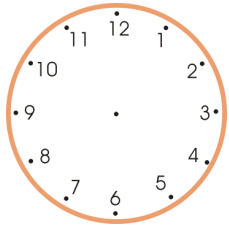
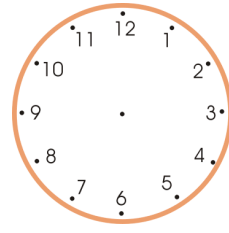
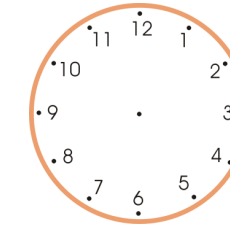
5. Write the time!

 <p>a. _____</p> <p>_____</p>	 <p>b. _____</p> <p>_____</p>	 <p>c. _____</p> <p>_____</p>	 <p>d. _____</p> <p>_____</p>
 <p>e. _____</p> <p>_____</p>	 <p>f. _____</p> <p>_____</p>	 <p>g. _____</p> <p>_____</p>	 <p>h. _____</p> <p>_____</p>



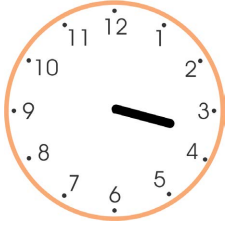

6. Draw the hour hands on the clocks. On the second row, show the time a half-hour later. On the third row, show the time another half-hour later (compared to the second row).

Draw the hour hand.	 <p>a. Five o'clock</p>	 <p>b. One o'clock</p>	 <p>c. Half-past six</p>	 <p>d. Half-past three</p>
A half-hour later →				
Another half-hour later →				

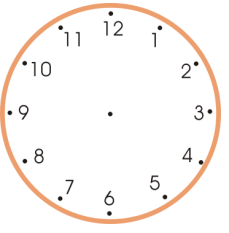
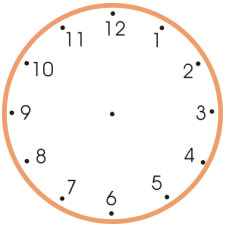
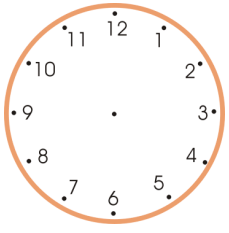
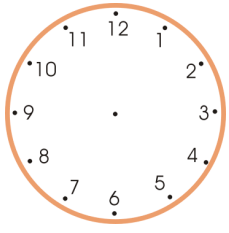
7. Draw the hour hand on the clocks. Then write the time that the clock shows a half-hour later.

				
	a. three o'clock	b. eleven o'clock	c. half-past five	d. half-past eleven
1/2 hour later →	half past _____	half past _____	_____ o'clock	_____ o'clock

8. Write the time that the clock shows. Then write the time an hour later.

				
	a. _____ o'clock	b. _____ o'clock	c. half past _____	d. half past _____
An hour later →	_____ _____	_____ _____	_____ _____	_____ _____

9. Draw the hour hand on the clock face. Write what time it would be an hour later.

				
	a. three o'clock	b. eleven o'clock	c. half-past five	d. half-past eleven
An hour later →	_____ _____	_____ _____	_____ _____	_____ _____