

# Counting Dimes and Nickels



This coin is one **nickel**. It is worth five cents, or 5¢.



Here is a small picture of a nickel.



This coin is called one **dime**. It is worth ten cents - 10¢.

Count

up → 10¢ 20¢ 25¢ 30¢ 35¢ 40¢



To find the total value, add the cent values. It is called **counting up**. Start counting with the coins that have the largest value.

The total on the right is 40¢.

1. Count and write the total amount in cents.



a.

\_\_\_\_\_ cents



b.

\_\_\_\_\_ cents



c.

\_\_\_\_\_ cents



d.

\_\_\_\_\_ cents



e.

\_\_\_\_\_ cents



f.

\_\_\_\_\_ cents



g.

\_\_\_\_\_ cents







h.

\_\_\_\_\_ cents







i.

\_\_\_\_\_ cents

 <p>Two nickels (or two fives) always make a ten!</p> <p>How many cents do you see? _____¢</p>	
 <p>10¢ 15¢ 20¢ 25¢</p> <p>First count the dime, and then count by fives.</p>	 <p>10¢ 20¢ 25¢</p> <p>Or, count the two nickels as a ten.</p>
 <p>30¢ 40¢ 50¢ 55¢</p> <p>You can count each set of two nickels as a ten.</p>	

2. Dimes and nickels are sometimes hard to tell apart. A dime is a bit *smaller* in size, but is worth more! Count the dimes and nickels. Write the total amount in cents.

<p>a.</p>  <p>_____ cents</p>	<p>b.</p>  <p>_____ cents</p>
<p>c.</p>  <p>_____ cents</p>	<p>d.</p>  <p>_____ cents</p>

3. Make these amounts of money in different ways using nickels and dimes. You can use real money or draw circles with 5 and 10 on them to illustrate.

a. 80 cents	b. 60 cents	c. 100 cents
d. 75 cents	e. 35 cents	f. 55 cents