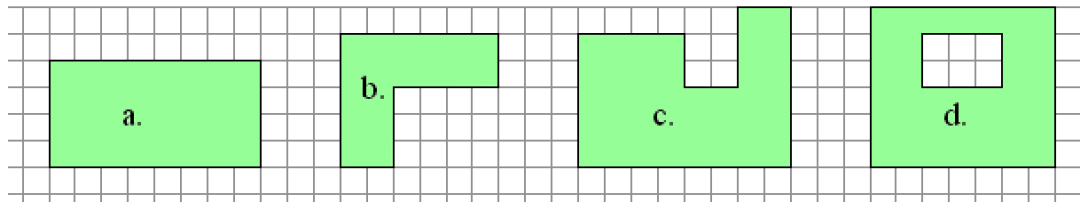
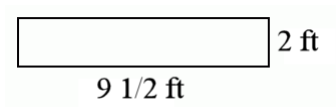
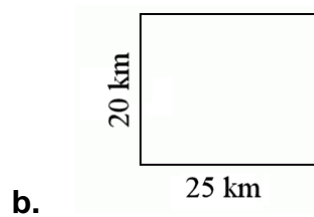
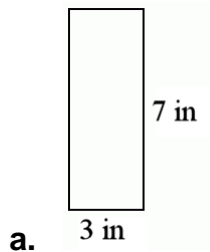


Area of Rectangles

1. How many square units is the area of these shaded shapes?



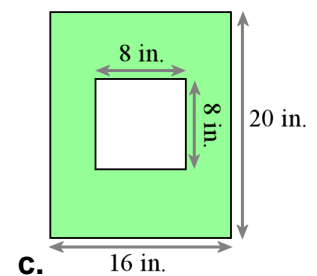
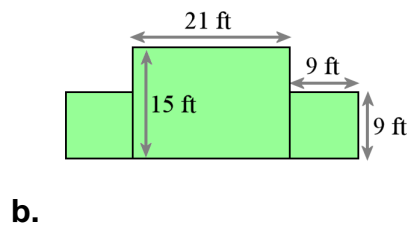
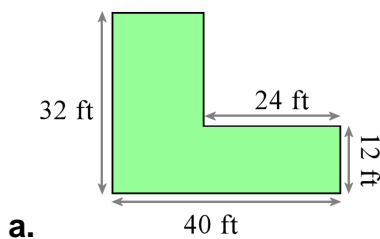
2. Find the areas of the rectangles.



3. Draw a figure.

 a. A rectangle area of 20 square units	 b. A square area of 16 square units	 c. An L-shape area of 18 square units
--	---	---

4. Find the areas.



5. The side of each little square is 3 cm.
What is the area of the shaded rectangle?

