









# Multiplication Both Ways

1. Compare the two pictures and fill in.

	Five rows; each row has two rams.
	___ + ___ + ___ + ___ + ___ rams, or ___ × ___ rams.

	Two columns; each column has five rams.
	___ + ___ rams, or ___ × ___ rams.

2. Group the animals in two different ways and write the addition and multiplication facts.

<p><b>a.</b></p>  <p>6 + 6</p> <p>___ × ___ = ___</p>	 <p>2+2+2+2+2+2</p> <p>___ × ___ = ___</p>
<p><b>c.</b></p>  <p>___ × ___ = ___</p>	<p><b>d.</b></p>  <p>___ × ___ = ___</p>
<p><b>b.</b></p>  <p>___ × ___ = ___</p>	 <p>___ × ___ = ___</p>

3. Draw X marks and group them in two ways to illustrate the two ways to multiply.

<p><b>a.</b>      2 × 6                      6 × 2</p>	<p><b>b.</b>      2 × 9                      ___ × ___</p>
<p><b>c.</b>      7 × 3                      ___ × ___</p>	<p><b>d.</b>      8 × 2                      ___ × ___</p>