












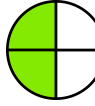





Equivalent Fractions













1. Write the fractions under the pictures. Remember the = sign too.

 =  a. $\frac{1}{3} = \frac{2}{6}$	 =  b.	 =  c.	 =  d.
--	--	--	--

2. Look at the pictures, and connect those fractions that show the same amount with a line. Write the name of each fraction beside it.

 $\frac{1}{2}$		
		
		

3. Split all the pieces (both the colored and uncolored ones). Write the equivalent fractions.

<p>a. Split all pieces <u>two ways</u>.</p>  =  $\frac{2}{5} =$	<p>b. Split all pieces <u>three ways</u>.</p>  =  $\frac{1}{2} =$	<p>c. Split all pieces <u>two ways</u>.</p>  =  $\frac{2}{3} =$
<p>d. Split all pieces <u>two ways</u>.</p>  =  $=$	<p>e. Split all pieces <u>three ways</u>.</p>  =  $=$	<p>f. Split all pieces <u>two ways</u>.</p>  =  $=$