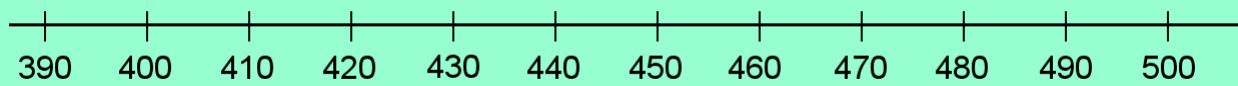
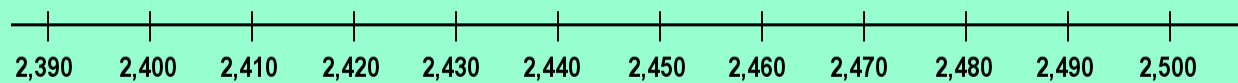


Rounding to the Nearest Hundred



Which numbers between 400 and 500 are closer to 400 than to 500?
Which numbers are closer to 500?

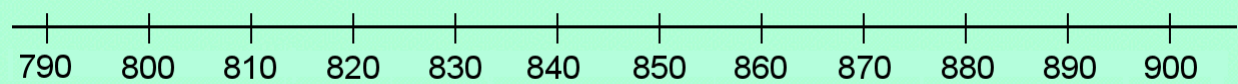


Which numbers between 2,400 and 2,500 are closer to 2,400 than to 2,500?
Which numbers are closer to 2,500?

Numbers closer to 2,400 are rounded down to 2,400 when rounding **to nearest hundred**.
And those closer to 2,500 are rounded up to 2,500.

For example, $2,412 \approx 2,400$; $2,429 \approx 2,400$; $2,478 \approx 2,500$; $2,490 \approx 2,500$.

1. Mark the numbers as dots on the number line (approximately) and round them to either 800 or 900.



a.	b.	c.	d.	e.
$804 \approx$ _____	$825 \approx$ _____	$860 \approx$ _____	$867 \approx$ _____	$808 \approx$ _____
$859 \approx$ _____	$850 \approx$ _____	$847 \approx$ _____	$856 \approx$ _____	$892 \approx$ _____

2. Round these numbers to the nearest hundred.

a.	b.	c.	d.	e.
$416 \approx$ _____	$482 \approx$ _____	$429 \approx$ _____	$670 \approx$ _____	$254 \approx$ _____
$437 \approx$ _____	$367 \approx$ _____	$660 \approx$ _____	$557 \approx$ _____	$247 \approx$ _____