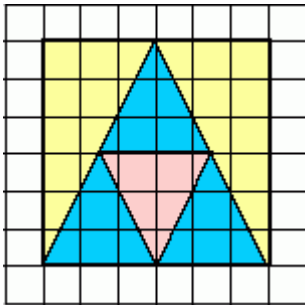
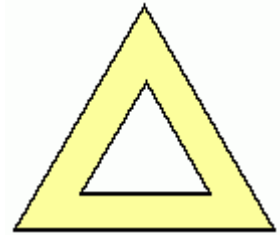


Area Problems

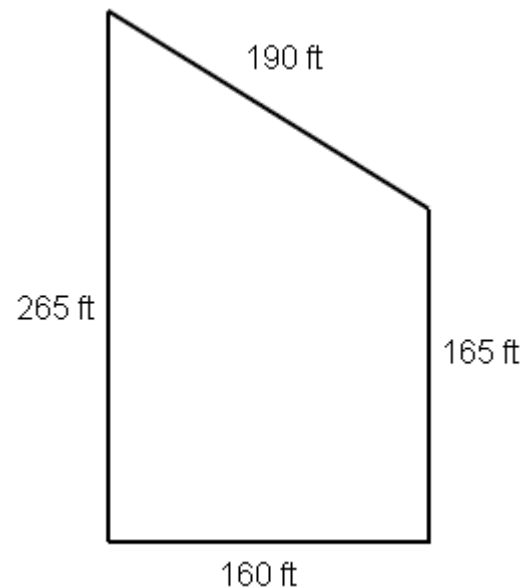
1. The base of the outer triangle is 14 inches and the altitude is $12 \frac{1}{8}$ inches.
The sides of the smaller triangle are exactly half of those of the colored one.

- a. What is the area of the *colored* part?
- b. What part of the area of the outer triangle is the area of the inner triangle?
(Imagine you moved the white triangle into one corner...)



2. Jeannie made a quilt. You see one of her squares here. It is an 8" x 8" white square. In it is a yellow square, and within the yellow square is a blue big triangle, and inside the blue triangle is a small pink triangle.
- a. Find how many square inches is the pink triangle.
 - b. Find how many square inches are the blue areas.
 - c. Find how many square inches are the yellow areas.
 - d. How many percent of the total area is blue? Pink? Yellow?

3. John and Jane got this plot of land as an inheritance, and they need to split it into two equal-sized areas. Divide the plot for them. Explain the shape and the exact dimensions of each person's plot.



4. The area of an isosceles right triangle is 18 cm^2 . Draw it.