

Recognize Fractions

1. Write two fractions for each picture: the colored part and the white part.



a.



b.



c.



d.



e.



f.



g.




h.



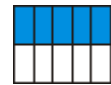
i.



j.



k.

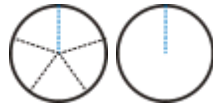


l.

How to draw pie models



Thirds: draw lines at 12 o'clock, 4 o'clock, and 8 o'clock.



Fifths: First draw a line at 12 o'clock. Then draw a figure that looks like a man doing jumping jacks.




Sixths: First draw thirds, then split those.




Eighths: First draw fourths, then split those.


2. Divide the circle into fractions and color the right amount the illustrate the fraction.




a. $\frac{1}{2}$




b. $\frac{2}{5}$




c. $\frac{1}{6}$




d. $\frac{3}{5}$



e. $\frac{2}{3}$




f. $\frac{1}{8}$




g. $\frac{1}{4}$




h. $\frac{6}{8}$




i. $\frac{4}{5}$



j. $\frac{3}{8}$



k. $\frac{1}{3}$



l. $\frac{4}{4}$