

Whole and Half Hours

In this lesson, the clock only has one hand - the HOUR hand.



The hour hand points to four - it is four o'clock, or "four hours".



The hour hand points to eleven - it is eleven o'clock, or "eleven hours".

The hour hand slowly moves around the clock face: from 1 to 2 to 3, and so on.

When the hour hand moves from 1 to 2, exactly one hour of time passes.

The same is true when the hour hand moves from 2 to 3. It takes the hour-hand one hour to do that.



On this clock, the hour hand has first pointed to 5 - it was five o'clock.

Then it has moved **halfway** between 5 and 6. We say it is **half past five**.





It takes the hour hand one-half hour to move from five to halfway between five and six.

The hour hand has moved past eight o'clock, and is halfway between 8 and 9. We say it is half past eight.

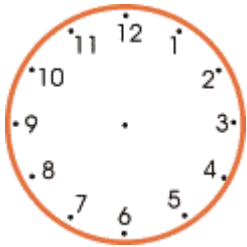
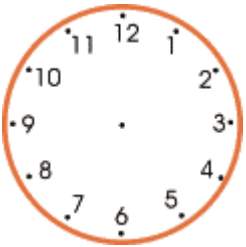
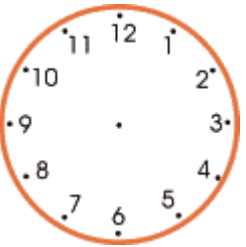
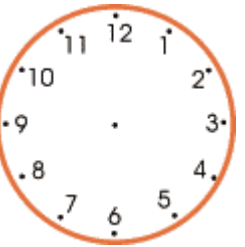
Another half an hour later, it will be nine o'clock.







1. Write the time under each clock face.

 ___ o'clock	 ___ o'clock	 ___ o'clock	 ___ o'clock
--	--	---	--

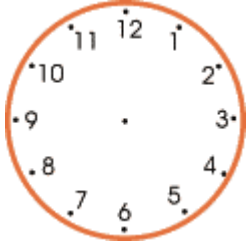

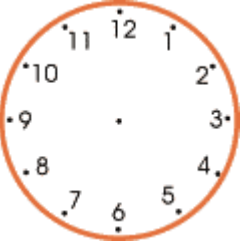
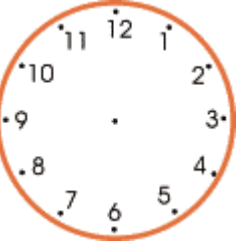
2. Draw the hour hand.

 a. five o'clock	 b. eight o'clock	 c. twelve o'clock	 d. seven o'clock
---	--	--	--

3. Write the time.

 a. half past ___	 b. half past ___	 c. half past ___	 d. half past ___
--	--	---	--

4. Draw the hour hand.

 a. half past six	 b. half past three	 c. half past two	 d. half past four
--	--	---	---