
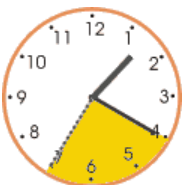
















# How Many Minutes Pass?


1. How many minutes does the minute hand “cover”, or “pass through”, on the clock? Count by fives. Also, show the time passing using your practice clock.

 <p><b>a.</b> From 10:00 till 10:15</p> <p>_____ minutes</p>	 <p><b>b.</b> From 1:20 till 1:35</p> <p>_____ minutes</p>	 <p><b>c.</b> From 5:50 till 6:10</p> <p>_____ minutes</p>	 <p><b>d.</b> From 2:05 till 2:40</p> <p>_____ minutes</p>
---	---	--	---

2. Make your practice clock show the starting time. Then, move the minute hand till the ending time. How many minutes pass? Count by fives.

from	to	from	to	from	to
					
<b>a.</b> _____ minutes		<b>b.</b> _____ minutes		<b>c.</b> _____ minutes	
from	to	from	to	from	to
					
<b>d.</b> _____ minutes		<b>e.</b> _____ minutes		<b>f.</b> _____ minutes	

3. The clock shows the time now. Write the later times. Use your practice clock to help, or imagine the minute hand moving ahead.

	<ul style="list-style-type: none"> <li>• 5 minutes later _____ : _____</li> <li>• 10 minutes later _____ : _____</li> </ul>	<ul style="list-style-type: none"> <li>• 20 minutes later _____ : _____</li> <li>• 25 minutes later _____ : _____</li> </ul>
---	---	--