

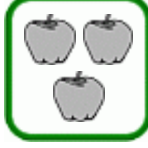

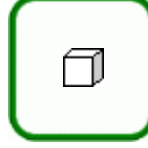









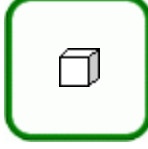





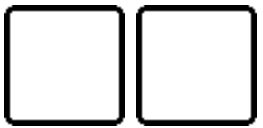





# Addition Practice

1. Draw more in the second group, and add.

  $2 + 1 = \underline{\quad}$	  $3 + 2 = \underline{\quad}$	  $1 + 2 = \underline{\quad}$
  $4 + 1 = \underline{\quad}$	  $2 + 3 = \underline{\quad}$	  $0 + 4 = \underline{\quad}$
  $2 + 2 = \underline{\quad}$	  $1 + 0 = \underline{\quad}$	  $3 + 1 = \underline{\quad}$

2. Draw dots. Add.

 $2 + 2 = \underline{\quad}$	 $1 + 3 = \underline{\quad}$	 $0 + 5 = \underline{\quad}$
 $4 + 1 = \underline{\quad}$	 $2 + 3 = \underline{\quad}$	 $1 + 3 = \underline{\quad}$